

Big Nursery – WC 14.10.24 & 21.10.24

Dear Parents and Carers,

Our rhyme of the fortnight is:

Autumn Leaves

(Tune - London Bridge)



Autumn leaves are falling down,

Falling down, falling down

Autumn leaves are falling down.

Red, yellow, orange and brown.

What to do at home together:

- Discuss how the weather is changing. Discuss how the leaves are changing colours and falling from the trees.
- Watch the song below to see all the actions and learn the tune together.
- Once familiar, experiment and play around with putting in different a different verse - Brush them all up off the ground...off the groundx2, Brush them all up off the ground, All nice and clean.

<https://www.youtube.com/watch?v=F7e6tYKYbyo>

Little Nursery – WC 14.10.24 & 21.10.24

Dear Parents and Carers,

Our rhyme of the fortnight is:

I had a little turtle



I had a little Turtle,
His name was Tiny Tim.
I put him in the bathtub,
To see if he could swim.

He drank up all the water
And ate a bar of soap.
And now he's in his bed,
With bubbles in his throat.

Bubble, Bubble, Bubble,
Bubble, Bubble, Bubble,
Bubble, Bubble, Bubble
Bubble, POP!

What to do at home together:

- Watching the video below, see if you can learn the actions to go along with the rhyme
- Practice singing this at bath time and talk about the importance of not putting things in our mouth

• Watch the video below and sing the rhyme together

<https://www.youtube.com/watch?v=FedGgBn9qiM>

Big Nursery – WC 14.10.24 & 21.10.24

Dear Parents and Carers,

Our book of the fortnight is: The Colour Monster by Anna Llenas



This book helps children to explore feelings, naming Feelings and emotions. Gets children thinking about their own feelings? Supports children to explore what may be the triggers of those feeling. Encourages children to understand it is ok to feel the way that they do.


How to get the most out of reading to young children:

- Sit close together. You could encourage your child to hold the book themselves and turn the pages, too.
- Take a look at the pictures. You don't just have to read the words on the page. What might they tell us about the story before we read the words?
- Ask questions and talk about the book. What do they think will happen next? Why did a character act in a certain way? How are they feeling?
- Have fun! There's no right or wrong way to share a story - as long as you and your child are having fun. Don't be afraid to act out situations or use funny voices... your little ones will love it!

Little Nursery – WC 14.10.24 & 21.10.24

Dear Parents and Carers,

Our book of the fortnight is: Where's Spot - Eric Hill

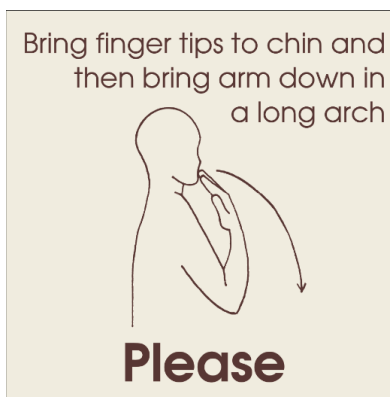


Talk about the design of the book such as flaps which encourage children to look at the pictures. Discuss places at home, positional language, animal names etc.

How to get the most out of reading to young children:


- Be expressive! How can we expect children to be engaged in a story if the adult reading it clearly isn't
- Picture books can be a great way to talk through your child's fears and worries, or to help them deal with their emotions. Give them space to talk, and ask how they feel about the situations in the story.
- Use props and toys to act out the story, either whilst you are reading it, or together afterwards

Our Makaton signs of the fortnight are:



(Always remember to say the word as you sign)

Our Concept Cat sign of the fortnight is:



Long

Our Right of the fortnight is:



Over the next two weeks, we will be exploring children's right to freedom of thought and beliefs. The conversation will be provoked through: learning about our Artist of the half term, Emily Kangwarreye – Aboriginal art, the exploration of Black History month and the celebration of Diwali.

Article 14

You have the right to think and believe what you want and to practice your religion, as long as you do not stop other people from enjoying their rights. Your parents should guide you on these.